



Utility District Credit Union

We are proud to introduce our New Mobile Banking app!

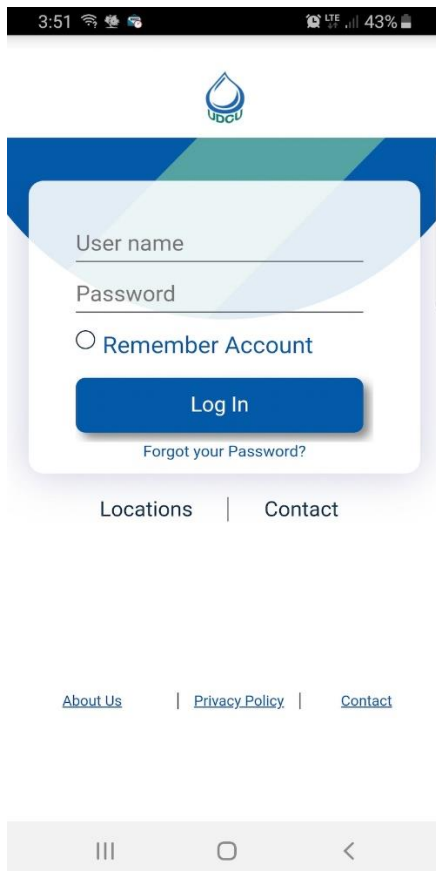
This app includes all the features you'll need to access your accounts plus the option of biometric (face/fingerprint) login. Here's everything you'll need to get started.

1. DOWNLOAD APP:

Go to your Android Marketplace or Apple Store, search for "Utility District Credit Union", then download to your device. Once downloaded, click the icon to open.

2. SIGN IN:

Enter your Home Banking User Name and Password, then click 'Log In'.



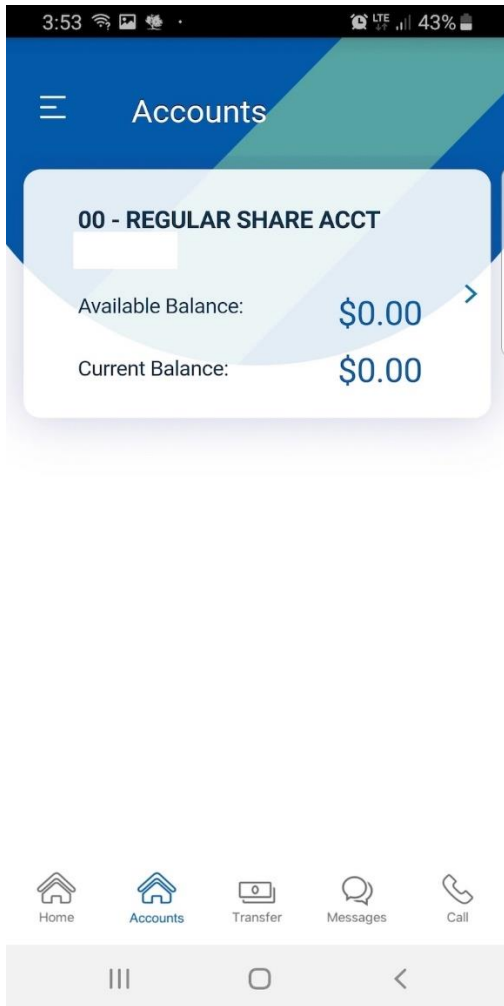
Select 'Remember Account' to save your Home Banking User Name for your next session. You can also choose to enable Touch/Face ID on the log in screen.



Utility District Credit Union

3. ACCOUNTS SCREEN:

Your initial view will show all your available Credit Union Accounts. Scroll down to see all your accounts and tap any account for more details.

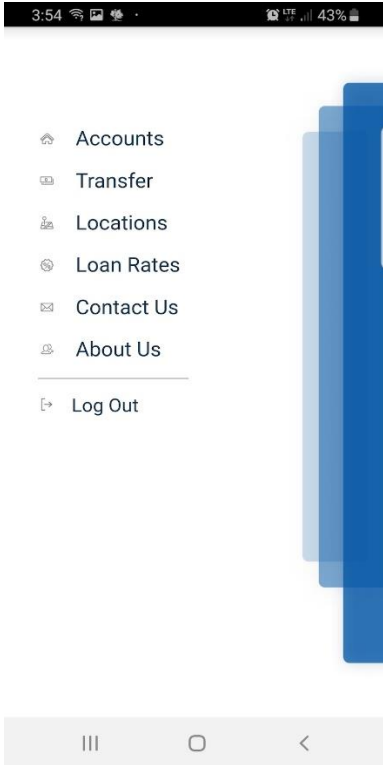




Utility District Credit Union

4. MENU SCREEN:

To access a full menu of all available app options, click on the [menu] icon in the upper left-hand corner of the screen.



We hope you find your new mobile banking app to be a valuable and convenient financial tool!

For more information on Home or Mobile Banking from Utility District Credit Union call 510-287-0465 or send email to utility.credit@udcu.org